

**SIDE AGREEMENT BETWEEN HEALTH BASKET PARTNERS AND THE
GOVERNMENT OF TANZANIA, FISCAL YEAR 2011/12**

1. This Agreement sets out a mutual understanding and commitment by the Government of Tanzania and Health Basket Partners for fiscal year (FY) 2011/12, as reflected in clause 9 of the Memorandum of Understanding (MOU) signed by the Government of Tanzania and Development Partners for the period from July 1, 2008 to June 30, 2015.
2. The Ministry of Health and Social Welfare, the Prime Minister's Office, Regional Administration and Local Government, the Ministry of Finance, and the Health Basket Partners hereby pledge to continue to make use of the Health Basket as a source and modality of financing plans in the health sector in FY 2011/12. The Health Basket Partners are therefore pledging for the continued financial support to the health sector, for the said period of FY 2011/12 (with indicative figures herein), based on the FY 2011/12 Medium-Term Expenditure Frameworks (MTEFs) for the Ministry of Health and Social Welfare (MOHSW), Prime Minister's Office, Regional Administration and Local Government (PMO-RALG), and the Regional Secretariats, as well as the Comprehensive Council Health Plans (CCHPs) of all Local Government Authorities (LGAs) for the FY 2011/12, as approved by Parliament.
3. All parties agree that the Health Basket will finance transfers to the councils to enhance the provision of basic health services and quality health care. The amount of TShs 80,990,000,000 from the Health Basket will be allocated to the councils (US\$ 1.30 per capita, based on a population of 44.5 million and a budgeted exchange rate of 1 USD=TShs 1400). The amount disbursed to each council is based on the existing resource allocation formula and is included in Annex A to this Agreement. This amount will be reflected in each council's Comprehensive Council Health Plan and supplementary budget.
4. All parties agree that Tshs 4,200,000,000 from the Health Basket will be allocated to 21 Regional Secretariats for the implementation of the Regional Health Management Team (RHMT) Annual Plans for 2011/12, including supportive supervision to councils conducted by the RHMTs in accordance with their assigned roles and responsibilities. The amount disbursed to each Regional Secretariat is based on the existing resource allocation formula and

is included in Annex B to this Agreement. A new allocation formula which takes into consideration regional differences will be developed and submitted to the Basket Fund Committee for approval at the next BFC meeting for use in 2012/13.

5. All parties agree that Tshs 687,000,000 from the Health Basket will be allocated to PMO-RALG for supportive supervision, including technical support of Local Government Authorities' planning processes and the assessment and quality assurance of Comprehensive Council Health Plans and progress reports, as identified in the MTEF of PMO-RALG.
6. All parties agree that the balance of Health Basket resources will be used to support the MTEF of the MOHSW for FY2011/12. Within the MOHSW MTEF, a total of TShs 72,122,982,000 has been identified to support activities funded by the Health Basket. If the balance of Health Basket resources available exceeds this amount, paragraph 12 will apply.
7. The amount budgeted for the MOHSW MTEF referred to in paragraph 6 above includes TShs 31,150,000,000 allocated for medicines and supplies through the Medical Stores Department, which will directly contribute to health service delivery at district level. This amount represents an additional US\$0.50 per capita (using the population of 44.5 million) relative to the 2009/10 baseline. Evidence of the increased allocation for essential drugs and commodities in district facilities will be provided in the BFC meeting in February 2012. The result of this increased allocation at facility level will be monitored using the Health Sector Strategic Plan III indicator "Percentage of public health facilities with any stock outs of 5 tracer drugs and 1 vaccine" and the reporting requirements of the MOU. This indicator will be reported on at the Technical Review and will be included in the Health Sector Performance Profile Reports.
8. This Side Agreement serves as an approval for the disbursements from the USD Health Basket account to the LGAs, Regional Secretariats, PMO-RALG, and MOHSW for FY 2011/12 as outlined in paragraphs 3 through 7 above.
9. Health Basket Partners who have committed funding will endeavour to deposit their full pledged amount into the USD Health Basket account as soon

as possible after the signing of this Agreement. Government will ensure that such resources reach the intended beneficiaries in a timely manner.

10. All parties agree that adherence to the Health Basket MOU to which all parties have signed, as well as improvements in performance, financial, and procurement management, are essential for the continued release of Health Basket funds. All parties also agree that the following be undertaken to continue to fulfil the requirements of the MOU:

- a. The Comprehensive Council Health Plan (CCHP) guidelines and essential health package are key documents guiding the use of district basket funds. The Government will share the CCHP guidelines prior to the JAHSR 2011 and have them formally endorsed by BPs prior to the new CCHP planning cycle for FY 12/13. The MoHSW will continue to ensure that Health Basket Partners are consulted during the entire revision process of the essential health package.
- b. The full analysis of the Comprehensive Council Health Plans and Regional Health Management Team plans for 2011/12, including a critical review of indicators and trends in comparison with the previous year, will be made available prior to and be discussed at the JAHSR 2011.
- c. In order to fully meet the MOU requirements in a timely manner in future years, the constraints relating to tools and capacity for analysis and reporting of the annual Comprehensive Council Health Plans will be addressed through the engagement of the necessary technical support to MOHSW and PMO-RALG.
- d. As agreed in paragraph 28 of the MOU, Audit Sub-Committee meetings will be held on a quarterly basis. Follow up on all issues raised in relevant audit reports will be done through Action Plans as agreed in the Audit Sub-Committee. Progress on implementation of Action Plans will be monitored by the Audit Sub-Committee on a regular basis and will be reported to the Basket Fund Committee.
- e. In accordance with the provision in paragraph 29 of the MOU, Health Basket Partners have requested through the Basket Fund Committee

meeting held on June 28, 2011 that a special audit be conducted in FY 2011/12. The special audit aims to assess the added value and associated risks related to the additional funding provided to the Medical Stores Department (MSD) by the Health Basket in FY 2010/11. The special audit will be conducted through the office of the Controller and Auditor General (CAG) and the results presented to the Audit Sub-Committee. The terms of reference for the audit will be developed and agreed by the Audit Sub Committee with the participation of a representative from the Controller and Auditor General. The selection of the auditor to carry out this special audit will also be endorsed by the Audit Sub-committee.

- f. The final 2011/12 consolidated budget contained within the “National Public Expenditures Estimates for the United Republic of Tanzania”, which include MOHSW, PMO-RALG, Regional Secretariats and Local Government Authorities, will be made available by the Ministry of Finance to Basket Fund Committee members by the end of August 2011.
- g. From the start of the 2012/13 budget preparations, Health Basket Partners will be included in discussion on budget guidelines and priorities, the health sector Public Expenditure Review, the budget under preparation for the MOHSW MTEF, and the health and social welfare components of the budgets for PMO-RALG, Regional Secretariats and Local Government Authorities. Budget consultations will include the information available for the entire health and social welfare sector - both the central and local authorities - and not be confined to the Health Basket funding. The level of per capita allocation to the districts will be decided jointly at the Basket Fund Committee meeting in February 2012.
- h. To facilitate the tracking of the increased allocation of funds for medicine and medical supplies, the quarterly procurement reports from the Medical Stores Department (MSD) will be submitted in a timely manner for discussion at the Audit Sub-Committee. In addition, the quarterly Income and Expenditure Reports from the MOHSW will include a section with details of MSD income and expenditure.

- i. A calendar of major meetings including the Joint Annual Health Sector Review, Basket Fund Committee, Sector Wide Approach (SWAp), Technical Committee of the SWAp (TC-SWAp), and quarterly Audit Sub-Committee meetings is attached as Annex C to this Agreement and should be respected whenever possible. In order to allow for quality discussion and effective consultation, the documents required for all meetings will be provided to the participants no later than the deadline mentioned in the respective MOU and TORs, or else the meetings will be postponed.

11. Schedule 1 below shows commitments and tentative amounts for disbursement into the Health Basket in FY 2011/12 according to information available upon signature of this Agreement.

12. If additional funding is available, the Basket Fund Committee will agree on the allocation of these additional funds using government processes.

Schedule 1 – Health Basket Fund Commitments and Tentative Amounts by DP

Funding Organisation	Pledges 2011/12			
	Donor Currency (millions)		Current FX rate *	Estimate in US \$ *
CIDA	25.0	CAD	1.02	25.60
Denmark	95.0	DKK	0.19	18.05
Ireland	6.5	Euro	1.42	9.22
Netherlands	15.0	Euro	1.42	21.29
Norway **	30.0	NOK	0.18	5.40
SDC	3.0	CHF	1.11	2.72
Germany (KfW)	7.0	Euro	1.42	9.93
World Bank **	22.0	USD	1.00	22.00
UNFPA	0.6	USD	1.00	0.60
UNICEF	1.0	USD	1.00	1.00
<i>Total Estimated Pledge Based on estimated exchange rates US \$</i>				115.81*

Notes:

* The amount in USD depends on the actual exchange rate at the date of disbursement. These estimates are based on exchange rate from <http://www.xe.com/> web site accessed on March 21, 2011.

** Subject to approval by respective headquarters/Boards

Ramadhani Khijjah
Permanent Secretary
Ministry of Finance

Ludovick Uttoh
Controller and Auditor General
National Audit Office

Hussein A. Kattanga
Permanent Secretary
PMO-RALG

Blandina S. J. Nyoni
Permanent Secretary
Ministry of Health & Social Welfare

Kirstine Nojgaard
Counsellor
Embassy of Denmark

Lorcan Fullam
Ambassador
Embassy of Ireland

John Moore
Head of Cooperation
Canadian International Development Agency

Wolfgang Solzbacher
Country Director, KfW
German Financial Cooperation

Rik Peepkorn
First Secretary Health & HIV-AIDS
Embassy of the Kingdom of the Netherlands

Ingunn Klepsovik

Ambassador


Royal Norwegian Embassy



Géraldine Zeuner

Head of Cooperation


Swiss Agency for Development and Co-operation



Dorothy Rozga

Representative


United Nations Children's Fund



Julitta Onabanjo

Representative

United Nations Population Fund



8/9/2011

~~Dominic Haazen~~


~~Lead Health Policy Specialist~~

~~World Bank~~

Mercy M. Tembon

Ag. Country Director for Tanzania, Uganda and Burundi

World Bank, Africa Region



ANNEX A: HEALTH BASKET FUND ALLOCATION TO LGAs FOR 2011/2012

REGION	COUNCIL	INITIAL ANNUAL ALLOCATION	FINAL ALLOCATION AFTER BFC	INCREASED AMOUNT
		TSHS	TSHS	TSHS
ARUSHA	Arusha MC	509,737,800	604,888,800	95,151,000
	Monduli DC	256,197,500	304,021,000	47,823,500
	Ngorongoro DC	356,950,200	423,580,900	66,630,700
	Karatu DC	398,815,600	473,261,200	74,445,600
	Meru DC	442,802,900	525,459,400	82,656,500
	Arusha DC	571,535,100	678,221,500	106,686,400
	Longido DC	170,621,300	202,472,200	31,850,900
	TOTAL	2,706,660,400	3,211,905,000	505,244,600
COAST	Kisarawe DC	219,306,300	260,243,500	40,937,200
	Mafia DC	98,571,300	116,971,300	18,400,000
	Bagamoyo DC	520,528,800	617,694,200	97,165,400
	Kibaha DC	122,077,000	144,864,700	22,787,700
	Rufiji DC	461,827,500	548,035,300	86,207,800
	Mkuranga DC	431,752,900	512,346,800	80,593,900
	Kibaha TC	156,710,600	185,963,200	29,252,600
	TOTAL	2,010,774,400	2,386,119,000	375,344,600
DSM	Kinondoni MC	1,889,068,400	2,241,694,500	352,626,100
	Ilala MC	1,130,329,900	1,341,324,800	210,994,900
	Temeke MC	1,346,628,700	1,597,999,400	251,370,700
	TOTAL	4,366,027,000	5,181,018,700	814,991,700
DODOMA	Chamwino DC	575,479,800	682,902,700	107,422,900
	Mpwapwa DC	529,962,500	628,888,800	98,926,300
	Dodoma MC	579,520,000	687,697,100	108,177,100
	Bahi DC	396,318,800	470,298,300	73,979,500
	Kongwa DC	489,747,300	581,166,800	91,419,500
	Kondoa DC	862,890,300	1,023,963,100	161,072,800
	TOTAL	3,433,918,700	4,074,916,800	640,998,100
IRINGA	Mufindi DC	609,913,100	723,763,500	113,850,400
	Iringa DC	516,919,200	613,410,800	96,491,600
	Ludewa DC	290,536,300	344,769,700	54,233,400
	Makete DC	268,038,700	318,072,600	50,033,900
	Njombe DC	626,144,900	743,025,300	116,880,400
	Iringa MC	197,581,400	234,463,300	36,881,900
	Njombe TC	220,305,100	261,428,700	41,123,600

REGION	COUNCIL	INITIAL ANNUAL ALLOCATION	FINAL ALLOCATION AFTER BFC	INCREASED AMOUNT
	Kilolo DC	406,093,600	481,897,700	75,804,100
	TOTAL	3,135,532,300	3,720,831,600	585,299,300
KAGERA	Chato DC	476,193,300	565,082,700	88,889,400
	Misenyi DC	313,883,700	372,475,300	58,591,600
	Biharamulo DC	302,548,000	359,023,600	56,475,600
	Ngara DC	667,336,200	791,905,600	124,569,400
	Muleba DC	744,723,100	883,738,100	139,015,000
	Bukoba DC	495,602,200	588,114,600	92,512,400
	Karagwe DC	812,719,400	964,427,000	151,707,600
	Bukoba MC	142,513,400	169,115,900	26,602,500
	TOTAL	3,955,519,300	4,693,882,800	738,363,500
KIGOMA	Kibondo DC	823,680,000	977,433,600	153,753,600
	Kigoma Ujiji MC	263,539,100	312,733,100	49,194,000
	Kigoma DC	1,006,529,800	1,194,415,400	187,885,600
	Kasulu DC	1,223,353,700	1,451,713,000	228,359,300
	TOTAL	3,317,102,600	3,936,295,100	619,192,500
K'NJARO	Same DC	450,051,000	534,060,500	84,009,500
	Moshi MC	256,241,700	304,073,500	47,831,800
	Mwanga DC	259,698,300	308,175,300	48,477,000
	Siha DC	186,419,400	221,217,700	34,798,300
	Rombo DC	461,831,600	548,040,200	86,208,600
	Moshi DC	798,096,800	947,074,900	148,978,100
	Hai DC	354,653,700	420,855,700	66,202,000
	TOTAL	2,766,992,500	3,283,497,800	516,505,300
MANYARA	Hanang DC	413,900,800	491,162,300	77,261,500
	Babati DC	490,762,500	582,371,500	91,609,000
	Kiteto DC	380,864,800	451,959,600	71,094,800
	Simanjiro DC	338,445,600	401,622,100	63,176,500
	Mbulu DC	482,658,500	572,754,700	90,096,200
	Babati TC	122,752,000	145,665,700	22,913,700
	TOTAL	2,229,384,200	2,645,535,900	416,151,700
MARA	Bunda DC	528,627,800	627,305,000	98,677,200
	Musoma MC	203,136,200	241,054,900	37,918,700
	Rorya DC	447,599,400	531,151,300	83,551,900
	Tarime DC	563,802,000	669,045,000	105,243,000

REGION	COUNCIL	INITIAL ANNUAL ALLOCATION	FINAL ALLOCATION AFTER BFC	INCREASED AMOUNT
	Musoma DC	688,796,000	817,371,200	128,575,200
	Serengeti DC	407,765,400	483,881,600	76,116,200
	TOTAL	2,839,726,800	3,369,809,000	530,082,200
MBEYA	Chunya DC	441,973,700	524,475,400	82,501,700
	Mbarali DC	495,263,100	587,712,200	92,449,100
	Mbeya DC	512,032,300	607,611,700	95,579,400
	Kyela DC	349,392,800	414,612,800	65,220,000
	Mbeya CC	469,377,700	556,994,900	87,617,200
	Rungwe DC	636,256,700	755,024,600	118,767,900
	Mbozi DC	1,003,308,500	1,190,592,800	187,284,300
	Ileje DC	271,658,600	322,368,200	50,709,600
	TOTAL	4,179,263,400	4,959,392,600	780,129,200
MORO	Mvomero DC	509,647,400	604,781,600	95,134,200
	Kilosa DC	1,015,946,100	1,205,589,400	189,643,300
	Kilombero DC	620,411,300	736,221,400	115,810,100
	Morogoro MC	403,048,000	478,283,600	75,235,600
	Ulanga DC	404,070,400	479,496,900	75,426,500
	Morogoro DC	550,664,000	653,454,600	102,790,600
	TOTAL	3,503,787,200	4,157,827,500	654,040,300
MTWARA	Mtwara /Mikindani MC	168,380,200	199,811,200	31,431,000
	Nanyumbu DC	240,311,000	285,169,000	44,858,000
	Mtwara DC	423,160,800	502,150,800	78,990,000
	Masasi DC	636,855,800	755,735,500	118,879,700
	Tandahimba DC	409,788,600	486,282,500	76,493,900
	Newala DC	379,195,100	449,978,200	70,783,100
	TOTAL	2,257,691,500	2,679,127,200	421,435,700
RUKWA	Mpanda DC	743,306,100	882,056,600	138,750,500
	Nkasi DC	455,076,700	540,024,300	84,947,600
	Mpanda TC	93,727,600	111,223,400	17,495,800
	Sumbawanga DC	812,814,000	964,539,300	151,725,300
	Sumbawanga MC	271,935,000	322,696,200	50,761,200
	TOTAL	2,376,859,400	2,820,539,800	443,680,400
MWANZA	Misungwi DC	549,148,500	651,656,200	102,507,700
	Magu DC	851,690,300	1,010,672,500	158,982,200

REGION	COUNCIL	INITIAL ANNUAL ALLOCATION	FINAL ALLOCATION AFTER BFC	INCREASED AMOUNT
	Geita DC	1,436,082,800	1,704,151,600	268,068,800
	Kwimba DC	649,654,600	770,923,400	121,268,800
	Mwanza CC	920,879,600	1,092,777,100	171,897,500
	Ukerewe DC	540,986,800	641,971,000	100,984,200
	Sengerema	1,006,851,400	1,194,797,000	187,945,600
	TOTAL	5,955,294,000	7,066,948,800	1,111,654,800
SHINYANGA	Shinyanga DC	574,987,600	682,318,600	107,331,000
	Meatu DC	553,305,800	656,589,500	103,283,700
	Kishapu DC	502,167,000	595,904,800	93,737,800
	Bukombe DC	785,751,100	932,424,600	146,673,500
	Bariadi DC	1,211,093,200	1,437,163,900	226,070,700
	Shinyanga MC	237,863,400	282,264,500	44,401,100
	Maswa DC	654,839,500	777,076,200	122,236,700
	Kahama DC	1,184,057,000	1,405,081,000	221,024,000
	TOTAL	5,704,064,600	6,768,823,100	1,064,758,500
SINGIDA	Singida DC	820,656,000	973,845,100	153,189,100
	Iramba DC	838,329,400	994,817,500	156,488,100
	Manyoni DC	486,018,500	576,741,900	90,723,400
	Singida MC	213,597,400	253,468,900	39,871,500
	TOTAL	2,358,601,300	2,798,873,400	440,272,100
RUVUMA	Songea DC	342,885,500	406,890,800	64,005,300
	Mbinga DC	837,691,300	994,060,300	156,369,000
	Songea MC	240,230,800	285,073,900	44,843,100
	Namtumbo DC	397,639,100	471,865,000	74,225,900
	Tunduru DC	533,558,900	633,156,500	99,597,600
	TOTAL	2,352,005,600	2,791,046,500	439,040,900
LINDI	Ruangwa DC	273,418,800	324,456,900	51,038,100
	Lindi TC	101,105,200	119,978,200	18,873,000
	Nachingwea DC	350,868,300	416,363,700	65,495,400
	Liwale DC	181,419,500	215,284,500	33,865,000
	Lindi DC	493,058,000	585,095,500	92,037,500
	Kilwa DC	411,516,900	488,333,400	76,816,500
	TOTAL	1,811,386,700	2,149,512,200	338,125,500
TABORA	Sikonge DC	325,913,900	386,751,100	60,837,200
	Igunga DC	658,209,800	781,075,600	122,865,800
	Tabora/Uyui DC	624,326,200	740,867,100	116,540,900

REGION	COUNCIL	INITIAL ANNUAL ALLOCATION	FINAL ALLOCATION AFTER BFC	INCREASED AMOUNT
	Tabora MC	351,256,700	416,824,600	65,567,900
	Urambo DC	748,443,800	888,153,300	139,709,500
	Nzega DC	813,340,100	965,163,600	151,823,500
	TOTAL	3,521,490,500	4,178,835,300	657,344,800
TANGA	Muheza DC	368,760,600	437,595,900	68,835,300
	Lushoto DC	843,604,700	1,001,077,500	157,472,800
	Mkinga DC	229,641,100	272,507,400	42,866,300
	Tanga CC	447,783,300	531,369,500	83,586,200
	Pangani DC	169,957,500	201,682,900	31,725,400
	Handeni DC	528,473,700	627,122,100	98,648,400
	Kilindi DC	317,253,900	376,474,600	59,220,700
	Korogwe DC	451,627,300	535,931,000	84,303,700
	KorogweTC	110,815,500	131,501,000	20,685,500
	TOTAL	3,467,917,600	4,115,261,900	647,344,300
	GRAND TOTAL	68,250,000,000	80,990,000,000	12,740,000,000

ANNEX B: HEALTH BASKET FUND ALLOCATION TO RHMTS FOR 2011/2012

S/N	REGION	AMOUNT (TSHS)
1	ARUSHA	211,363,636
2	COAST	211,363,636
3	DSM	147,727,270
4	DODOMA	195,454,546
5	IRINGA	227,272,728
6	KAGERA	227,272,728
7	KIGOMA	163,636,364
8	K'NJARO	211,363,636
9	LINDI	195,454,546
10	MANYARA	195,454,546
11	MARA	195,454,546
12	MBEYA	227,272,728
13	MOROGORO	195,454,546
14	MTWARA	195,454,546
15	MWANZA	211,363,636
16	RUKWA	179,545,454
17	RUVUMA	179,545,454
18	SHINYANGA	227,272,728
19	SINGIDA	163,636,364
20	TABORA	195,454,546
21	TANGA	243,181,816
	GRAND TOTAL	4,200,000,000

ANNEX C: Calendar of Major Meetings for the Health SWAp 2011/12

	July	August	September	October	November	December	January	February	March	April	May	June
Sat				1 50 yrs Ann								
Sun				2 50 yrs Ann			1			1		
Mon		1		3			2			2		
Tues		2		4	1		3			3		
Wed		3		5 TRM HRH	2		4	1		4		
Thurs		4		6 TRM M&E	3 JAHSRM		5	2 HSPS 4	1	5		
Fri		5		7	4		6	3	2	6		
Sat		6		8	5		7	4	3	7		
Sun		7		9	6		8	5	4	8		
Mon		8		10	7		9	6	5	9		
Tues		9		11 TRM TWG	8 TWG 9		10	7	6	10		
Wed		10		12 TRM TWG	9		11	8	7	11		
Thurs		11		13 TWG 9	10		12	9	8	12		
Fri		12		14	11		13	10	9	13		
Sat		13		15	12		14	11	10	14		
Sun		14		16	13		15	12	11	15		
Mon		15		17	14		16	13	12	16		
Tues		16		18	15		17	14	13	17		
Wed		17		19	16		18	15	14	18		
Thurs		18		20 TWG 2	17 Audit SC 15		19	16 Audit SC	15	19	17 SWApCM	
Fri		19		21	18		20	17	16	20	18	15
Sat		20		22	19		21	18	17	21	19	16
Sun		21		23	20		22	19	18	22	20	17
Mon		22		24	21 TWG 1		23	20	19	23	21	18
Tues		23		25	22		24	21	20	24	22	19
Wed		24		26	23 TWG 10		25	22	21	25	23	20
Thurs		25		27 TWG 10	24		26	23	22	26	24	21
Fri		26		28 TWG 11	25		27	24	23	27	25	22
Sat		27		29	26		28	25	24	28	26	23
Sun		28		30	27		29	26	25	29	27	24
Mon		29		31 TWG 1	28		30	27	26	30	28	25
Tues		30			29		31	28	27		29	26
Wed		31 TC-SWAp			30			29 BFC	28		30 TC-SWAp	27
Thurs												
Fri												
Sat												
Sun												
TWG = Technical Working Group												
TRM = JAHSR Technical Review Meeting												
BFC = Basket Financing Committee												
TC-SWAp = Technical Committee of SWAp												
ASC = Audit Sub Committee												
SWAp CM = Sector Wide Approach Committee Meeting												
JAHSR = Joint Annual Health Sector Review Policy Meeting												
Ann # #NAME?												